



# USER MANUAL

POWERFLEX

PARTNR: 153128  
EAN: 7090049800122

# Powerflex 1500

Part nr: 155141

EAN: 7090049800122

## Product information

25 meters of powerful LED strip that connects directly to 230V. Each reel has 4.500 high-performance LED chips distributed throughout, providing a smooth work light over the entire length. Well suited for both outdoor and indoor use. Space-saving and flexible!



## Specifications

Voltage	220-240V
Length	25 meters
Max interconnected length	50 meters
Width x Height	17mm x 7mm
Brightness	1500lm/m
Power	350W - 14W/m
Colour temperature	3000K
Beam angle	120°
IP class	IP65
Ambient temperature	-25°c to +45°c
LED type, quantity	SMD2835, 180LED/m
Lifetime	30.000 hours (L70)
Dimmable	Yes
Measurements	32x26x39 cm
Gross weight	7 kg
Certificates	CE, RoHS, Nemko, Semko
<b>Warning</b>	Please remove the entire LED strip from the drum before use




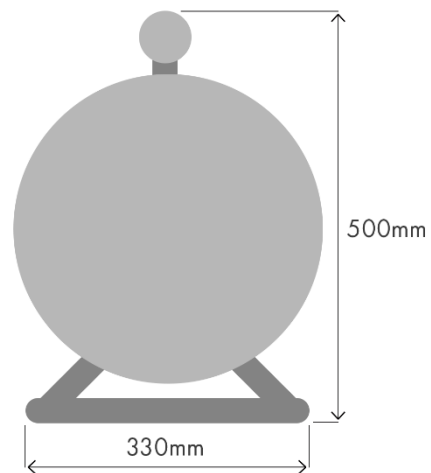
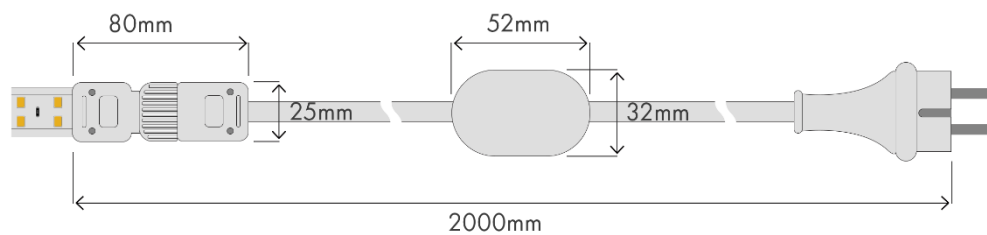
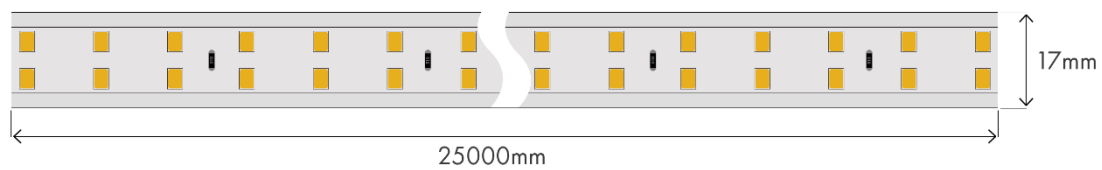
Used electrical and electronic products, including all types of batteries, must be delivered for recycling at a separate collection point. (acc. to directive 2012/19/EU and 2006/66/EC).

# Powerflex 1500

Part nr: 155141

EAN: 7090049800122

## Technical Specifications



# Powerflex 1500

Part nr: 155141

EAN: 7090049800122

---

## SAFETY REGULATIONS

- Please remove the entire LED strip from the drum before use
- Make sure the voltage in the socket is the same as the one on the Product.
- Place the LED Strip out of reach for Children.
- The LED strip should always be fully rolled out before powering it.
- Never use the LED strip when it is rolled up onto the drum. This may cause overheating.
- Do not use the LED Strip if it is damaged. Always check the LED strip before use.
- Avoid hard Twisting. This may cause internal breakage of the LED Strip.
- If the cable or the LED strip should be damaged, the product shall be disposed.
- Continuous 24 hours use of the LED strip will reduce the lifetime.
- This product is not intended for use by children or persons with impaired physical, sensory or mental disabilities, or by people with lack of experience and knowledge of its use.

## USE

- Carefully drag out the LED strip from the drum.
- Always mount the LED strip according to the installation Instructions.
- Connect to a suitable electrical outlet.
- When the work is finished, disconnect the product from the electrical outlet or turn off the power.
- When needed, clean the LED Strip and connector cable with a dry or moistened cloth. Never use Chemicals.
- PLEASE NOTE! The product shall not be powered while mounting it or when it is rolled in/out from the drum.

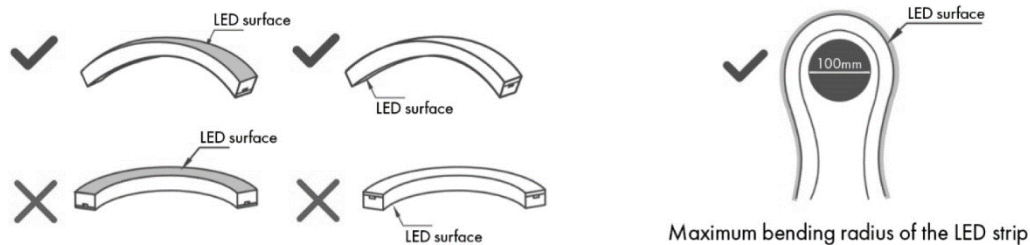
# Powerflex 1500

Part nr: I55141


EAN: 7090049800122

## ASSEMBLY

When mounting this product, please consider the following:

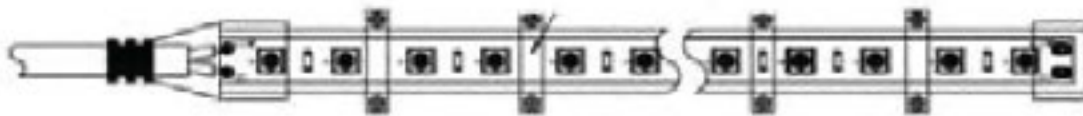


Cable and connector should never be stretched. Also, the LED strip should not be twisted.



The LED strip is completely encapsulated and designed for versatile use. It can be mounted in different ways and works equally well horizontally as vertically. When mounting the LED strip, it is important that the encapsulation is kept intact. We recommend use of the following types of mounting equipment:

1: Mounting brackets.



2: Aluminum profiles



3: Strip (for temporary use)



4: Hooks (for temporary use)

